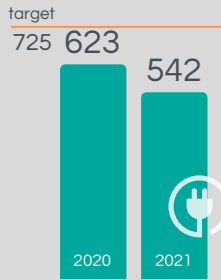


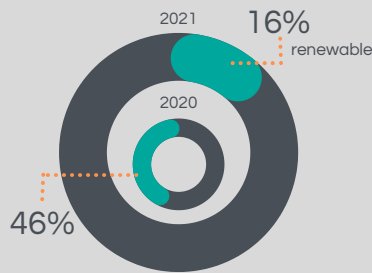
# JETWING LAGOON

## SUSTAINABILITY PERFORMANCE | 2021

### Environmental Performance



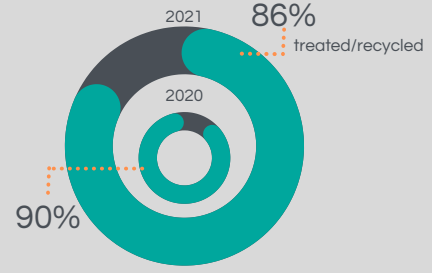
energy used per guest (MJ)<sup>1</sup>



renewables in energy mix<sup>1</sup>



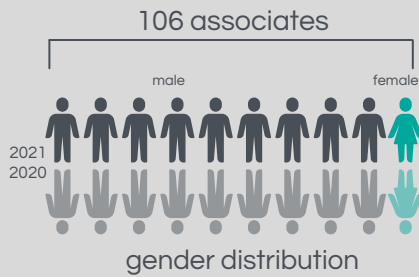
water used per guest (m3)<sup>2</sup>



solid waste treated/recycled

<sup>1</sup> Contribution of renewables varied due to changes in operations and availability of energy resources (i.e. biomass). Targets for energy use based on past energy maps, therefore may be misrepresentative.  
<sup>2</sup> A marked increase in specific water use recorded during the year(s), primarily as a result of reduced occupancy levels and temporary suspension of operations.

### Employee Relations



gender distribution



regional distribution



training hours



health & safety issues reported

### Community Engagement



community engagement programs conducted<sup>3</sup>



local youth trained



(%) supplies sourced locally (within the district)

<sup>3</sup> Opportunities for community engagement programmes limited during the pandemic lockdowns.

### Guest Satisfaction

