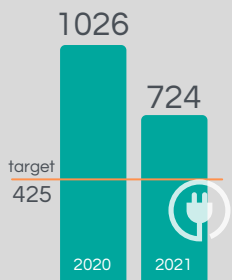


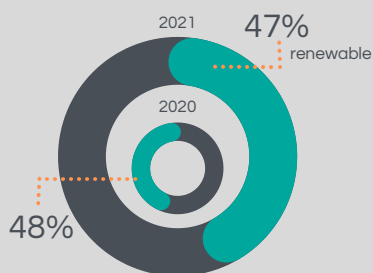
JETWING LIGHTHOUSE

SUSTAINABILITY PERFORMANCE | 2021/22

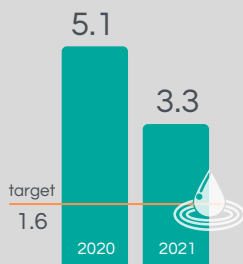
Environmental Performance



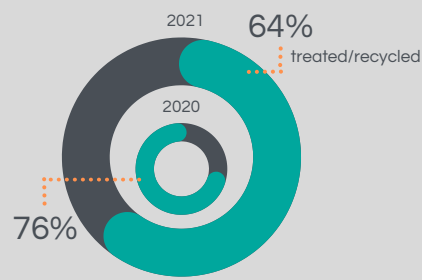
energy used per guest (MJ)¹



renewables in energy mix



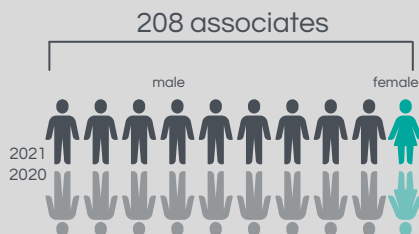
water used per guest (m3)¹



solid waste treated/recycled

¹ While absolute environmental measures reduced, a marked increase in specific use (of energy, water etc.) was recorded during the year(s). As these variations are primarily a result of reduced occupancy levels and temporary suspensions of operations, are recognized as neither representative nor sustainable.

Employee Relations



gender distribution



regional distribution



training hours



health & safety issues reported

Community Engagement



community engagement programs conducted²



local youth trained



(%) supplies sourced locally (within the district)

² Opportunities for community engagement programmes limited during the pandemic lockdowns.

Guest Satisfaction

