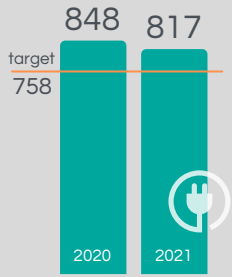


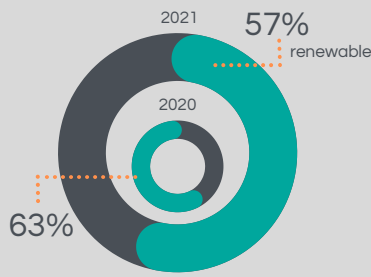
JETWING YALA

SUSTAINABILITY PERFORMANCE | 2021/22

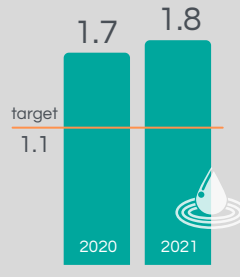
Environmental Performance



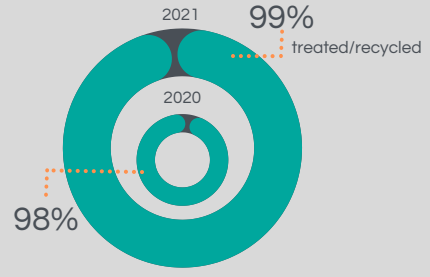
energy used per guest (MJ)¹



renewables in energy mix



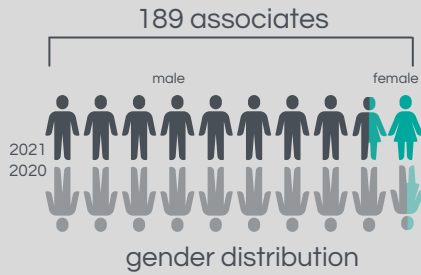
water used per guest (m3)¹



solid waste treated/recycled

¹ While absolute environmental measures reduced, an increase in specific use (of energy, water etc.) was recorded during the year(s), primarily as a result of reduced occupancy levels and temporary suspensions of operations.

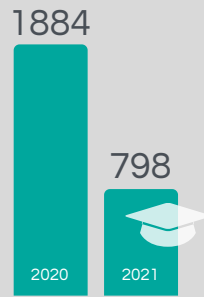
Employee Relations



gender distribution



regional distribution



training hours²



health & safety issues reported

² In 2020, many training sessions were conducted on COVID-19 safety protocols.

Community Engagement



community engagement programs conducted³



local youth trained³



(%) supplies sourced locally (within the district)

³ Opportunities for community engagement/development programmes limited during the pandemic lockdowns.

Guest Satisfaction

